



Accessing Learning from Home Resources

WORKING WITH ONE NOTE

Check to see if you have OneNote installed locally on your computer

- ▶ Please search your programs to see if you have a local version of OneNote installed on your computer.
- ▶ If not, EQ students have access to a FREE version of Microsoft Office (OneNote is part of the MS Office package).
- ▶ Download and installation instructions can be found at <https://learningplace.education.qld.gov.au/microsoft-office-software>
- ▶ NOTE: Students will need their school username and password to access the above site. They may also need their school email address to download MS Office.

Click on the link to access your notebook

https://qedu-my.sharepoint.com/personal/ahann81_eq_edu_au/_layouts/15/Doc.aspx?sourcedoc={db745499-91bd-4aab-904b-d59d8e6da025}&activ...

OneNote

File Home Insert Draw View Help Class Notebook Open in app Tell me what you want to do

Calibri Light 20 B I U

CN 10 Math

Term 2 Course Outline

Term 3 Introduction

Term 4 Textbook

> _Collaboration Space Weekly Reviews

> _Content Library Week 1 - Index Laws and S...

Lesson 1 - Review of Ind...

Lesson 2 - Negative Indi...

Lesson 3 - Scientific Not...

Week 2 - Exponentials (Gr...

Lesson 1 - Graphs of Exp...

Lesson 2 - Graphs of Exp...

Lesson 3 - Consolidation

Week 3 - Applications of E...

+ Section + Page

Course Outline

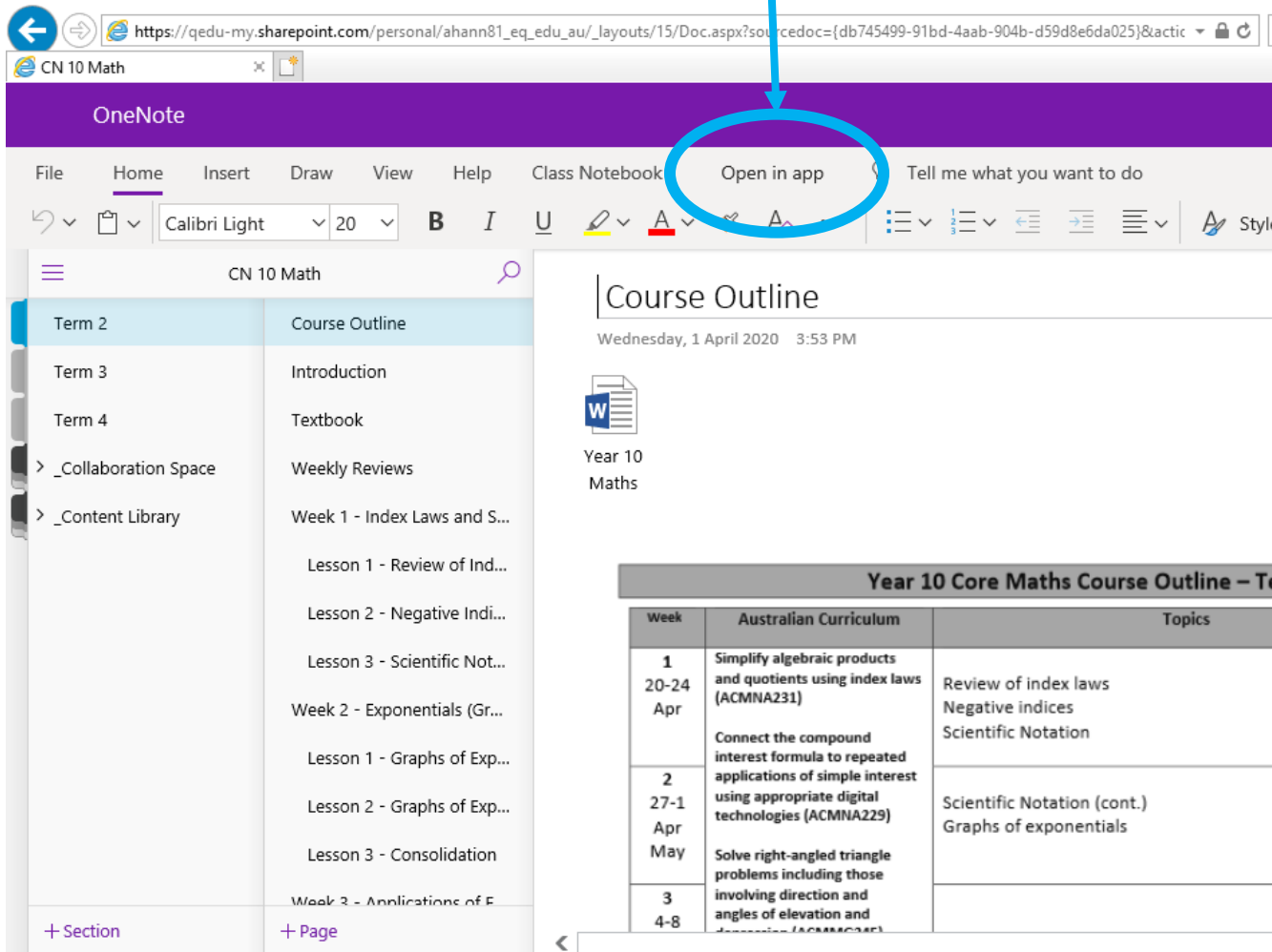
Wednesday, 1 April 2020 3:53 PM

Year 10 Maths

Week	Australian Curriculum	Topics	Textbook
1 20-24 Apr	Simplify algebraic products and quotients using index laws (ACMNA231)	Review of index laws Negative indices Scientific Notation	Exercise 3E Exercise 3F Exercise 3G
2 27-1 Apr May	Connect the compound interest formula to repeated applications of simple interest using appropriate digital technologies (ACMNA229)	Scientific Notation (cont.) Graphs of exponentials	Exercise 3G Exercise 3J
3 4-8	Solve right-angled triangle problems including those involving direction and angles of elevation and depression (ACMNA245)		Exercise 3K

The online learning links for each subject can be found in the PDF document that was emailed to students and parents on 18/04/2020.

Select Open in App



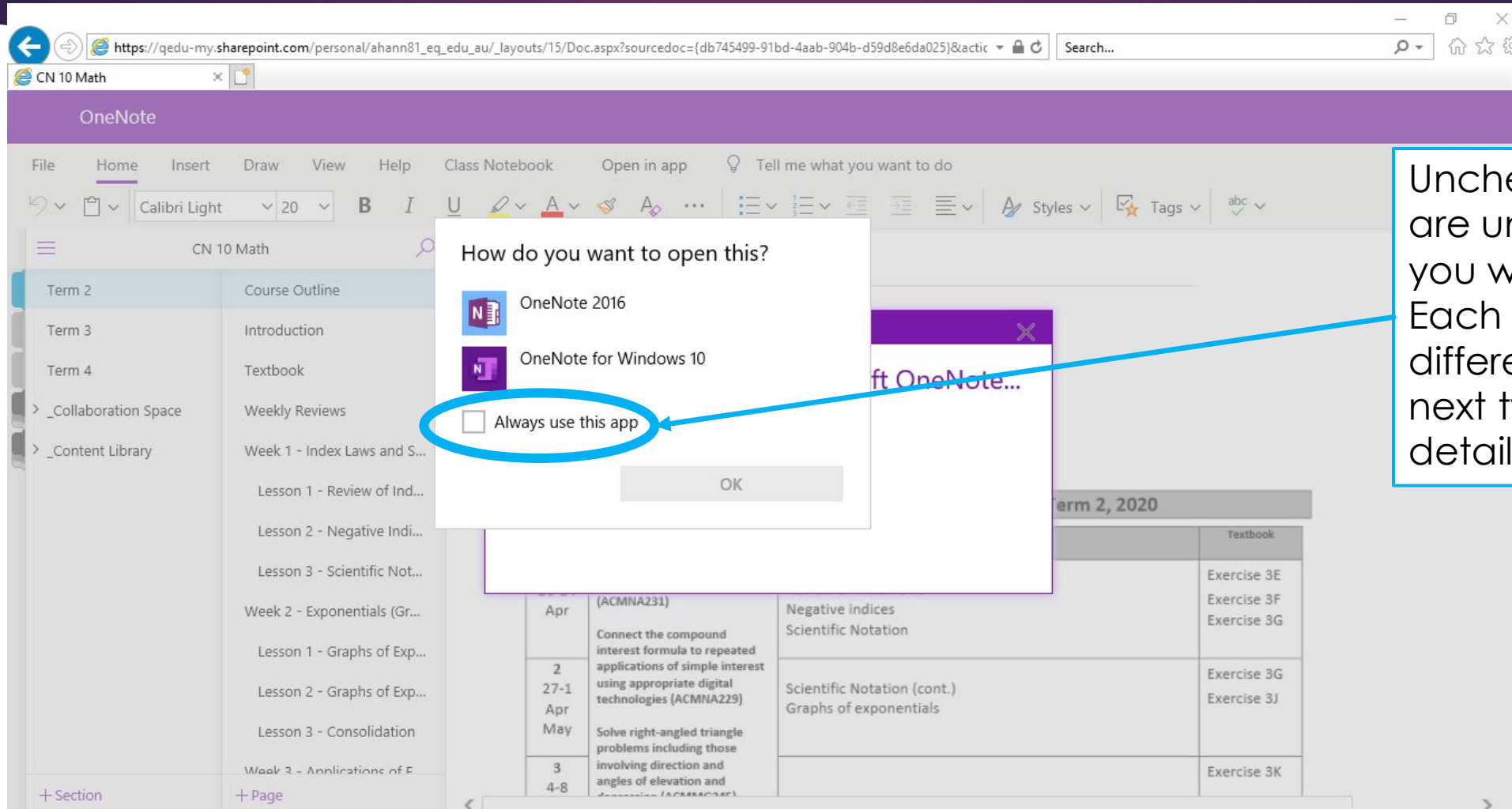
The screenshot shows the OneNote web interface. The browser address bar displays a URL from qedu-my.sharepoint.com. The OneNote ribbon is visible with tabs for File, Home, Insert, Draw, View, Help, Class Notebook, and Open in app. The 'Open in app' button is circled in blue. The left sidebar shows a navigation pane with 'Term 2' selected, displaying a 'Course Outline' for 'Year 10 Maths'. The main content area shows the 'Course Outline' for 'Year 10 Maths' with a table of contents.

Week	Australian Curriculum	Topics
1 20-24 Apr	Simplify algebraic products and quotients using index laws (ACMNA231) Connect the compound interest formula to repeated applications of simple interest using appropriate digital technologies (ACMNA229)	Review of index laws Negative indices Scientific Notation
2 27-1 Apr May	Solve right-angled triangle problems including those involving direction and angles of elevation and depression (ACMNA235)	Scientific Notation (cont.) Graphs of exponentials
3 4-8		

Opening your notebook in the app will download it to your device. This will save you opening it online and essentially downloading it every time you use it. Opening and viewing documents is also easier.

NOTE: The OneNote does not need to be fully downloaded on the website before you click "open in app"

Selecting the app you wish to use



Uncheck this box if you are unsure which app you want to use. Each app has a different layout. See next two slides for details.

Selecting the app you wish to use

This app gives you the **sections** across the top and **pages** down the right hand side as shown below. It also gives you more features and options.

How do you want to open this?

- ☒ OneNote 2016
- ☐ Onenote for Windows 10
- ☐ Always use this app

OK

Sections

Pages

Year 10 Core Maths Course Outline – Term 2, 2020

Week	Australian Curriculum	Topics	Textbook
1 20-24 Apr	Simplify algebraic products and quotients using index laws (ACMNA231) Connect the compound interest formula to repeated applications of simple interest using appropriate digital technologies (ACMNA229)	Review of index laws Negative indices Scientific Notation	Exercise 3E Exercise 3F Exercise 3G
2 27-1 Apr May	Solve right-angled triangle problems including those involving direction and angles of elevation and depression (ACMMG245)	Scientific Notation (cont.) Graphs of exponentials	Exercise 3G Exercise 3J
3 4-8 May	Factorise algebraic expressions by taking out a common algebraic factor (ACMNA230)	Exponential Growth and Decay	Exercise 3K
4 11-15 May	Expand binomial products and	Compound Interest Comparing simple and compound interest	Exercise 3L Exercise 3M

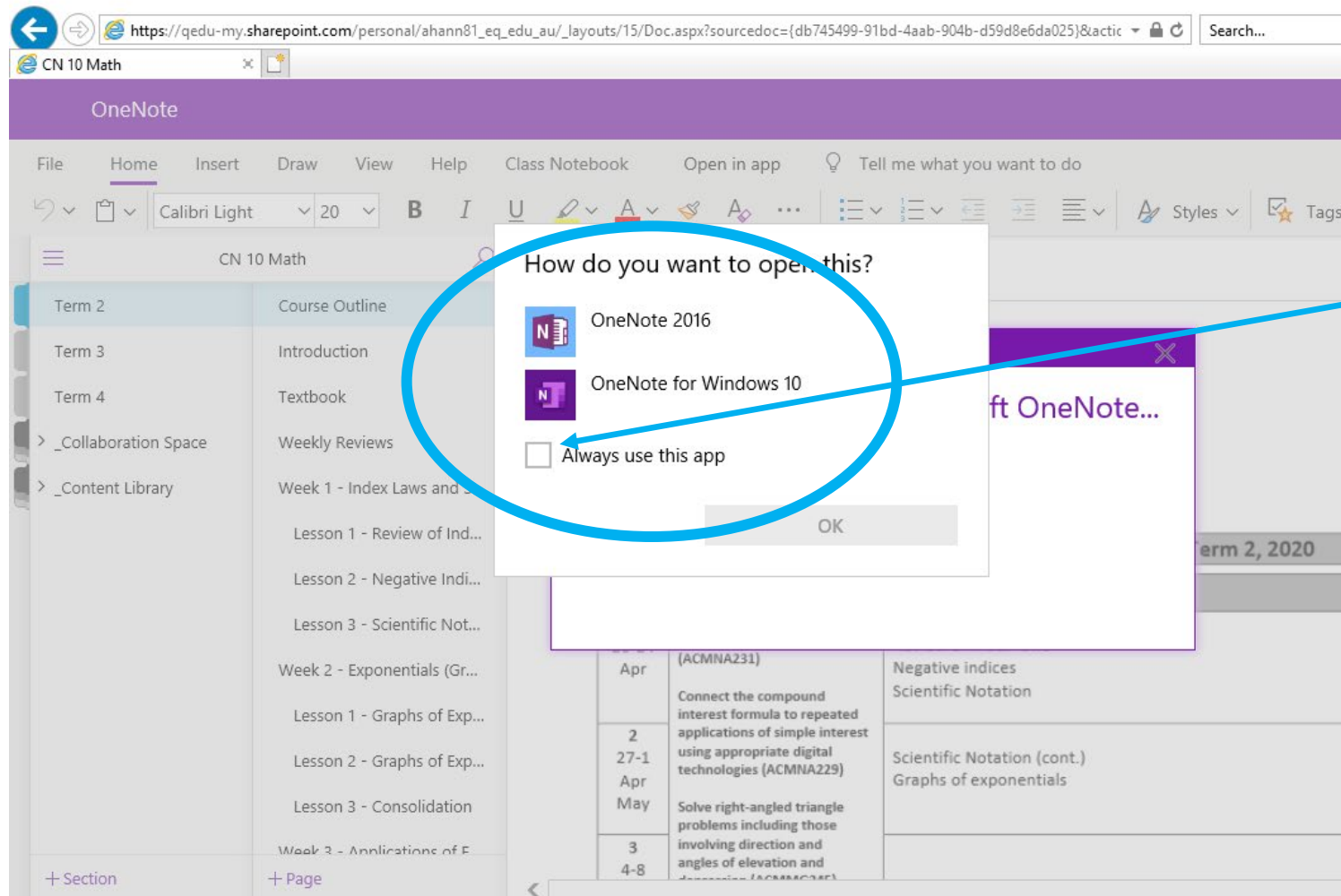
Selecting the app you wish to use

This app gives you both the **sections** and **pages** down the left hand side as shown below. It gives you less features and options of OneNote 2016.

The screenshot shows the OneNote for Windows 10 interface. A dialog box titled "How do you want to open this?" is displayed, with "OneNote for Windows 10" selected and circled in blue. The "Always use this app" checkbox is unchecked. The "OK" button is visible. The background shows the OneNote interface with a sidebar on the left containing "Term 2", "Term 3", "Term 4", "_Collaboration Space", and "_Content Library". The main area displays the "Course Outline" for "Year 10 Maths Course Outline - T2 2020". A blue box labeled "Sections" points to the sidebar, and another blue box labeled "Pages" points to the main content area. The "Pages" box is also labeled "Course Outline - Term 2, 2020".

Week	Topics	Textbook
1 20-24 Apr	Review of index laws Negative indices Scientific Notation	Exercise 3E Exercise 3F Exercise 3G
2 27-1 Apr May	Scientific Notation (cont.) Graphs of exponentials	Exercise 3G Exercise 3J
3 4-8 May	Exponential Growth and Decay	Exercise 3K
4 11-15 May	Compound Interest Comparing simple and compound interest	Exercise 3L Exercise 3M

Select which app you wish to use



Once you've decided which app you wish to use, put a tick in the “always use this app” box and select the app you wish to use.

You may be prompted to sign in. Please use your school details (ie email, username, password) to do this. Select “school/work account” if prompted.

It will then download your OneNote in the app you selected

201-X Version

NOTE: You will have to repeat the above process for each OneNote you need to download!

Windows 10 version

Week	Australian Curriculum	Topics	Textbook
1 20-24 Apr	Simplify algebraic products and quotients using index laws (ACMNA231) Connect the compound interest formula to repeated applications of simple interest using appropriate digital technologies (ACMNA229)	Review of index laws Negative indices Scientific Notation	Exercise 3E Exercise 3F Exercise 3G
2 27-1 Apr May	Solve right-angled triangle problems including those involving direction and angles of elevation and depression (ACMMA245)	Scientific Notation (cont.) Graphs of exponentials	Exercise 3G Exercise 3J
3 4-8 May	Factorise algebraic expressions by taking out a common algebraic factor (ACMNA230)	Exponential Growth and Decay	Exercise 3K
4 11-15 May	Expand binomial products and	Compound Interest Comparing simple and compound interest	Exercise 3L Exercise 3M

Week	Australian Curriculum	Topics	Textbook
1 20-24 Apr	Simplify algebraic products and quotients using index laws (ACMNA231) Connect the compound interest formula to repeated applications of simple interest using appropriate digital technologies (ACMNA229)	Review of index laws Negative indices Scientific Notation	Exercise 3E Exercise 3F Exercise 3G
2 27-1 Apr May	Solve right-angled triangle problems including those involving direction and angles of elevation and depression (ACMMA245)	Scientific Notation (cont.) Graphs of exponentials	Exercise 3G Exercise 3J
3 4-8 May	Factorise algebraic expressions by taking out a common algebraic factor (ACMNA230)	Exponential Growth and Decay	Exercise 3K
4 11-15 May	Expand binomial products and	Compound Interest Comparing simple and compound interest	Exercise 3L Exercise 3M

Accessing your notebook from now on

Open the **start menu** or press the **windows** button.

Open/select your chosen app. You're good to go!

201-X Version

Windows 10 version

The image shows a Windows Start Menu on the left with various app icons. The 'OneNote' icon is circled in blue. Arrows point from the 'OneNote' icon to two different OneNote interfaces. The first interface, labeled '201-X Version', shows a 'Course Outline' for 'Year 10 Maths Course Outline - T2 2020'. The second interface, labeled 'Windows 10 version', shows a 'Course Outline' for 'Year 10 Maths Course Outline - T2 2020'.

Year 10 Core Maths Course Outline – Term 2, 2020

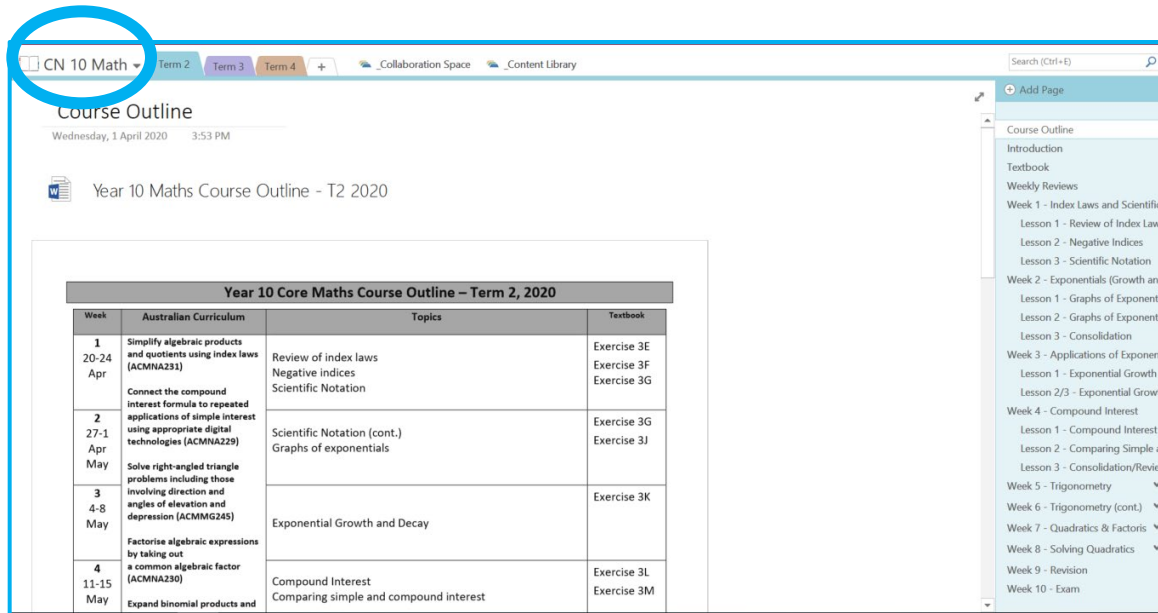
Week	Australian Curriculum	Topics	Textbook
1 20-24 Apr	Simplify algebraic products and quotients using index laws (ACMNA231) Connect the compound interest formula to repeated applications of simple interest using appropriate digital technologies (ACMNA229) Solve right-angled triangle problems including those involving direction and angles of elevation and depression (ACMMM245)	Review of index laws Negative indices Scientific Notation	Exercise 3E Exercise 3F Exercise 3G
2 27-1 Apr May	Solve right-angled triangle problems including those involving direction and angles of elevation and depression (ACMMM245) Factorise algebraic expressions by taking out a common algebraic factor (ACMNA230)	Scientific Notation (cont.) Graphs of exponentials	Exercise 3G Exercise 3J
3 4-8 May	Factorise algebraic expressions by taking out a common algebraic factor (ACMNA230)	Exponential Growth and Decay	Exercise 3K
4 11-15 May	Expand binomial products and	Compound Interest Comparing simple and compound interest	Exercise 3L Exercise 3M

Year 10 Maths Course Outline - T2 2020

Week	Australian Curriculum	Topics	Textbook
1 20-24 Apr	Simplify algebraic products and quotients using index laws (ACMNA231) Connect the compound interest formula to repeated applications of simple interest using appropriate digital technologies (ACMNA229) Solve right-angled triangle problems including those involving direction and angles of elevation and depression (ACMMM245)	Review of index laws Negative indices Scientific Notation	Exercise 3E Exercise 3F Exercise 3G
2 27-1 Apr May	Solve right-angled triangle problems including those involving direction and angles of elevation and depression (ACMMM245) Factorise algebraic expressions by taking out a common algebraic factor (ACMNA230)	Scientific Notation (cont.) Graphs of exponentials	Exercise 3G Exercise 3J
3 4-8 May	Factorise algebraic expressions by taking out a common algebraic factor (ACMNA230)	Exponential Growth and Decay	Exercise 3K
4 11-15 May	Expand binomial products and	Compound Interest Comparing simple and compound interest	Exercise 3L Exercise 3M

To navigate between different OneNotes

Left click on the name of the OneNote and each notebook that you've downloaded will appear. Click on the OneNote you wish to access.

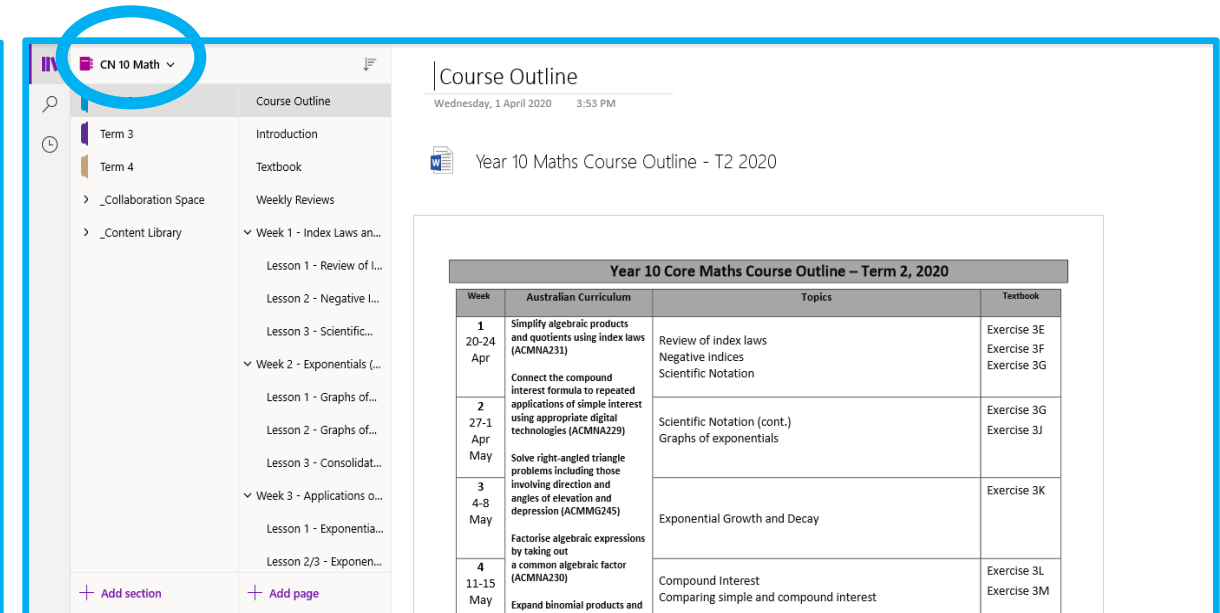


Course Outline

Wednesday, 1 April 2020 3:53 PM

Year 10 Maths Course Outline - T2 2020

Week	Australian Curriculum	Topics	Textbook
1 20-24 Apr	Simplify algebraic products and quotients using index laws (ACMNA231) Connect the compound interest formula to repeated applications of simple interest using appropriate digital technologies (ACMNA229) Solve right-angled triangle problems including those involving direction and angles of elevation and depression (ACMMG245)	Review of index laws Negative indices Scientific Notation	Exercise 3E Exercise 3F Exercise 3G
2 27-1 Apr May		Scientific Notation (cont.) Graphs of exponentials	Exercise 3G Exercise 3J
3 4-8 May	Factorise algebraic expressions by taking out a common algebraic factor (ACMNA230)	Exponential Growth and Decay	Exercise 3K
4 11-15 May	Expand binomial products and	Compound Interest Comparing simple and compound interest	Exercise 3L Exercise 3M



Course Outline

Wednesday, 1 April 2020 3:53 PM

Year 10 Maths Course Outline - T2 2020

Week	Australian Curriculum	Topics	Textbook
1 20-24 Apr	Simplify algebraic products and quotients using index laws (ACMNA231) Connect the compound interest formula to repeated applications of simple interest using appropriate digital technologies (ACMNA229) Solve right-angled triangle problems including those involving direction and angles of elevation and depression (ACMMG245)	Review of index laws Negative indices Scientific Notation	Exercise 3E Exercise 3F Exercise 3G
2 27-1 Apr May		Scientific Notation (cont.) Graphs of exponentials	Exercise 3G Exercise 3J
3 4-8 May	Factorise algebraic expressions by taking out a common algebraic factor (ACMNA230)	Exponential Growth and Decay	Exercise 3K
4 11-15 May	Expand binomial products and	Compound Interest Comparing simple and compound interest	Exercise 3L Exercise 3M

Syncing your OneNote with the web version

When you connect to Wi-Fi, you can sync your OneNote(s) and receive any updates to the content. Right mouse click on the title (in this case it is CN10 Math) and then select “sync this notebook now” (will sync the individual notebook). If you click “notebook sync status” you will see when your notebooks last sync'd and you can sync them all from this window.

The screenshot shows the OneNote web interface. At the top, there's a tab labeled 'CN 10 Math'. Below it, the 'Course Outline' is displayed for 'Year 10 Maths Course Outline - T2 2020'. The date and time are 'Wednesday, 1 April 2020 3:53 PM'. A table titled 'Year 10 Core Maths Course Outline – Term 2, 2020' is shown. A right-click context menu is open over the title 'CN 10 Math', with the option 'Sync This Notebook Now (Shift+F9)' highlighted. The menu also includes 'Notebook Sync Status...', 'Share This Notebook', 'Copy Link to Notebook', 'Mark Notebook as Read', 'Move Up', 'Move Down', 'Notebook Recycle Bin', 'Properties...', and 'Close This Notebook'.

Week	Australian Curriculum	Topics	Textbook
1 20-24 Apr	Simplify algebraic products and quotients using index laws (ACMNA231)	Review of index laws Negative indices Scientific Notation	Exercise 3E Exercise 3F Exercise 3G
2 27-1 Apr May	Connect the compound interest formula to repeated applications of simple interest using appropriate digital technologies (ACMNA229)	Scientific Notation (cont.) Graphs of exponentials	Exercise 3G Exercise 3J
3 4-8 May	Solve right-angled triangle problems including those involving direction and angles of elevation and depression (ACMMG245)	Exponential Growth and Decay	Exercise 3K
4 11-15 May	Factorise algebraic expressions by taking out a common algebraic factor (ACMNA230) Expand binomial products and	Compound Interest Comparing simple and compound interest	Exercise 3L Exercise 3M

Accessing your notebook from now on

- ▶ Your notebook is now saved locally to your device within the OneNote App.
- ▶ You can open and use your notebook at any time – no need for an active internet connection.
- ▶ Your notebook will automatically sync any new content or changes when you connect to the internet next time or you can ask it to sync by using the instructions in the previous slide.
- ▶ Happy learning! 😊
- ▶ Contact IT Support for further troubleshooting:
2323.ITSupport@eq.edu.au